

**Shareholding Pattern under Regulation 31 of SEBI (Listing Obligations and Disclosure Requirements) Regulations, 2015**

1.	Name of Listed Entity: Gujarat Raffia Industries Limited	
2.	Scrip Code/Name of Scrip/Class of Security: 523836	
3.	Share Holding Pattern Filed under: Reg. 31(1)(a)/Reg. 31(1)(b)/Reg.31(1)(c)	
	a.	If under 31(1)(b) then indicate the report for Quarter ending
	b.	If under 31(1)(c) then indicate date of allotment/extinguishment
4.	Declaration: The Listed entity is required to submit the following declaration to the extent of submission of information:-	


	Particulars	Yes*	No*
1	Whether the Listed Entity has issued any partly paid up shares?		No
2	Whether the Listed Entity has issued any Convertible Securities or Warrants?		No
3	Whether the Listed Entity has any shares against which depository receipts are issued?		No
4	Whether the Listed Entity has any shares in locked-in?		No
5	Whether any shares held by promoters are pledge or otherwise encumbered?		No

\* If the Listed Entity selects the option 'No' for the questions above, the columns for the partly paid up shares, Outstanding Convertible Securities/Warrants, depository receipts, locked-in shares, No of shares pledged or otherwise encumbered by promoters, as applicable, shall not be displayed at the time of dissemination on the Stock Exchange website. Also wherever there is 'No' declared by Listed Entity in above table the values will be considered as 'Zero' by default on submission of the format of holding of specified securities.

GENERATED ON :03/07/2017

NSDL : 30/06/2017

CDSL :30/06/2017




# Gujarat Raffia Industries Limited

## Table I - Summary Statement holding of specified securities

Category	Category of shareholder	Nos. of shareholders	No. of fully paid up equity shares held	No. of Partly paid-up equity shares held	No. of Depository Receipts	Total nos. shares held	Shareholding as a % of total no. of shares (calculated as per SCRR, 1957)	Number of Voting Rights held in each class of securities				Shares Underlying Outstanding convertible securities (including Warrants)	Number of Shares, as assumed full conversion of convertible securities (as a percentage of diluted)	Number of Locked in shares		Number of Shares pledged or otherwise encumbered		Number of equity shares held in dematerialised form
								No of Voting Rights			Total as a % of (A+B+C)			No.	As a % of total Shares held	No.	As a % of total Shares held	
								Class eg: X	Class eg: Y	Total								
(I)	(II)	(III)	(IV)	(V)	(VI)	(VII) = (IV)+(V)+	(VIII) As a % of	(IX)				(X)	(XI) = (VII)+(X)	(XII)		(XIII)		(XIV)
(A)	Promoter & Promoter Group	7	1706067	0	0	1706067	34.1570	1706067	0	1706067	34.1570	0	34.1570	0	0.0000	0	0.0000	1706067
(B)	Public	27734	3288708	0	0	3288708	65.8430	3288708	0	3288708	65.8430	0	65.8430	0	0.0000	NA	NA	1075713
(C)	Non Promoter - Non Public			0					0		0			0.0000	NA	NA		
(C1)	Shares Underlying DRs	0	0	0	0	0	0.0000	0	0	0	0.0000	0	0.0000	0	0.0000	NA	NA	0
(C2)	Shares Held By Employee Trust	0	0	0	0	0	0.0000	0	0	0	0.0000	0	0.0000	0	0.0000	NA	NA	0
	Total	27741	4994775	0	0	4994775	100.0000	4994775	0	4994775	100.0000	0	100.0000	0	0.0000	0	0.0000	2781780

GENERATED ON :03/07/2017


NSDL



# Gujarat Raffia Industries Limited

Table II - Statement showing shareholding pattern of the Promoter and Promoter Group

Category & Name of the shareholders	PAN	Nos. of shareholder	No. of fully paid up equity shares held	Partly paid-up equity shares held	No. of shares underlying	Total nos. shares held	Shareholding % calculated as per SCRR, 1957 As a % of (A+B+C2)	Number of Voting Rights held in each class of securities				No. of Shares	Shareholding, as a % assuming full conversion of convertible securities (as a percentage of	Number of Locked in shares		Number of Shares pledged or otherwise encumb		Number of equity shares held in dematerialised form
								No of Voting Rights			Total as a % of (A+B+C)			No	% of total Shares held	No	% of total Shares	
								Class eg: X	Class eg: Y	Total								
(I)	(II)	(III)	(IV)	(V)	(VI)	(VII) =	(VIII) As a	(IX)				(X)	(XI) =	(XII)	(XIII)	(XIV)		
1 Indian																		
(a) Individuals / Hindu Undivided Family		5	1164253	0	0	1164253	23.3094	1164253	0	1164253	23.3094	0	23.3094	0	0.0000	0	0.0000	1164253
Pradeep Bhutoria	ALHPB9771F	1	669029	0	0	669029	13.3946	669029	0	669029	13.3946	0	13.3946	0	0.0000	0	0.0000	669029
Bhutoria Pradeep Kumar	AABHB1862N	1	181264	0	0	181264	3.6291	181264	0	181264	3.6291	0	3.6291	0	0.0000	0	0.0000	181264
Sushma Bhutoria	ADVPB4106C	1	138310	0	0	138310	2.7691	138310	0	138310	2.7691	0	2.7691	0	0.0000	0	0.0000	138310
Abhishek P Bhutoria	ANEPB3208Q	1	135500	0	0	135500	2.7128	135500	0	135500	2.7128	0	2.7128	0	0.0000	0	0.0000	135500
Sneha Bhutoria	AJIPB7239B	1	40150	0	0	40150	0.8038	40150	0	40150	0.8038	0	0.8038	0	0.0000	0	0.0000	40150





Total Shareholding Of Promoter And Promoter Group (A)= (A)(1)+(A)(2)	7	1706067	0	0	1706067	34.1570	1706067	0	1706067	34.1570	0	34.1570	0	0.00	0	0.0	000	1706067
--	---	---------	---	---	---------	---------	---------	---	---------	---------	---	---------	---	------	---	-----	-----	---------

Details of Shares which remain unclaimed may be given hear along with details such as number of shareholders, outstanding shares held in demat/unclaimed suspense account, voting rights which are frozen etc.



No

(1) PAN would not be displayed on website of Stock Exchange(s)

(2) The term 'Encumbrance' has the same meaning as assigned under regulation 28(3) of SEBI (Substantial Acquisition of Shares and Takeovers)

GENERATED ON :03/07/2017

NSDL

Gujarat Raffia Industries Limited

Table III - Statement showing shareholding pattern of the Public shareholder

	Category & Name of the shareholders	PAN	Nos. of shareholders	No. of fully paid up equity shares held	Partly paid-up equity shares held	No. of shares underlying Depository Receipts	Total nos. shares held	Share holding % calculated as per SCRR, 1957 As a % of (A+B+C2)	Number of Voting Rights held in each class of securities			Total as a % of (A+B+C)	Number of Shares Underlying Outstanding convertible securities (as a % of total shares)	Number of Locked in shares	Number of Shares pledged or otherwise encumbered		Number of equity shares held in dematerialised form		
									No of Voting Rights						No. (a)	As a % of total Shares (a)		As a % of total Shares held (b)	
									Class eg: X	Class eg: Y	Total								
(I)	(II)	(III)	(IV)	(V)	(VI)	(IV)+(V)+	As a	(IX)			(X)	(VII)+(	(XII)	(XIII)	(XIV)				
1	Institutions																		
(a)	Mutual Fund		0	0	0	0	0	0.0000	0	0	0	0.0000	0	0.0000	0	0.0000	NA	NA	0
(b)	Venture Capital Funds		0	0	0	0	0	0.0000	0	0	0	0.0000	0	0.0000	0	0.0000	NA	NA	0
(c)	Alternate Investment Funds		0	0	0	0	0	0.0000	0	0	0	0.0000	0	0.0000	0	0.0000	NA	NA	0
(d)	Foreign Venture Capital Investors		0	0	0	0	0	0.0000	0	0	0	0.0000	0	0.0000	0	0.0000	NA	NA	0
(e)	Foreign Portfolio Investor		0	0	0	0	0	0.0000	0	0	0	0.0000	0	0.0000	0	0.0000	NA	NA	0



(f)	Financial Institutions / Banks		0	0	0	0	0	0.0000	0	0	0	0	0.0000	0	0.0000	0	0.0000	NA	NA	0
(g)	Insurance Companies		0	0	0	0	0	0.0000	0	0	0	0	0.0000	0	0.0000	0	0.0000	NA	NA	0
(h)	Provident Funds/ Pension Funds		0	0	0	0	0	0.0000	0	0	0	0	0.0000	0	0.0000	0	0.0000	NA	NA	0
(i)	Any Other (Specify)		0	0	0	0	0	0.0000	0	0	0	0	0.0000	0	0.0000	0	0.0000	NA	NA	0
	Sub Total (B)(1)		0	0	0	0	0	0.0000	0	0	0	0	0.0000	0	0.0000	0	0.0000	NA	NA	0
2	Central Government/ State Government(s)/ President of India																			
	Sub Total (B)(2)		0	0	0	0	0	0.0000	0	0	0	0	0.0000	0	0.0000	0	0.0000	NA	NA	0
3	Non-Institutions																			
(a)	Individuals		0	0										0				NA	NA	
	i. Individual shareholders holding nominal share capital up to Rs. 2 lakhs.		27552	2992516	0	0	2992516	59.9129	2992516	0	2992516	59.9129	0	59.9129	0	0.0000	0	NA	NA	779521
	ii. Individual shareholders holding nominal share capital in excess of Rs. 2 lakhs.		5	158047	0	0	158047	3.1642	158047	0	158047	3.1642	0	3.1642	0	0.0000	0	NA	NA	158047
	Gandhi Pratik Rajendra	AKZPG3393B		55000	0	0	55000	1.1012	55000	0	55000	1.1012	0	1.1012	0	0.0000	0	NA	NA	55000
(b)	NBFCs registered with RBI		0	0	0	0	0	0.0000	0	0	0	0	0.0000	0	0.0000	0	0.0000	NA	NA	0
(c)	Employee Trusts		0	0	0	0	0	0.0000	0	0	0	0	0.0000	0	0.0000	0	0.0000	NA	NA	0



(d)	Overseas Depositories(holding DRs) (balancing figure)	0	0	0	0	0	0.0000	0	0	0	0	0.0000	0	0.0000	0	0.0000	NA	NA	0
(e)	Any Other (Specify)	177	138145	0	0	138145	2.7658	138145	0	138145	8	2.7658	0	2.7658	0	0.0000	NA	NA	138145
	Foreign Nationals	1	500	0	0	500	0.0100	500	0	500	0	0.0100	0	0.0100	0	0.0000	NA	NA	500
	Hindu Undivided Family	66	45140	0	0	45140	0.9037	45140	0	45140	7	0.9037	0	0.9037	0	0.0000	NA	NA	45140
	Non Resident Indians (Non Repat)	14	6957	0	0	6957	0.1393	6957	0	6957	3	0.1393	0	0.1393	0	0.0000	NA	NA	6957
	Non Resident Indians (Repat)	14	17375	0	0	17375	0.3479	17375	0	17375	9	0.3479	0	0.3479	0	0.0000	NA	NA	17375
	Clearing Member	17	26835	0	0	26835	0.5373	26835	0	26835	3	0.5373	0	0.5373	0	0.0000	NA	NA	26835
	Bodies Corporate	65	41338	0	0	41338	0.8276	41338	0	41338	6	0.8276	0	0.8276	0	0.0000	NA	NA	41338
	Sub Total (B)(3)	27734	3288708	0	0	3288708	65.8430	3288708	0	3288708	30	65.8430	0	65.8430	0	0.0000	NA	NA	1075713
	Total Public Shareholding (B)= (B)(1)+(B)(2)+(B)(3)	27734	3288708	0	0	3288708	65.8430	3288708	0	3288708	30	65.8430	0	65.8430	0	0.0000	NA	NA	1075713

Details of the shareholders acting as persons in Concert including their Shareholding (No. and %):

No. of shareholders	Shares





Details of Shares which remain unclaimed may be given hear along with details such as number of shareholders, outstanding shares held in demat/unclaimed suspense account, voting rights which are frozen etc.

e :

(1) PAN would not be displayed on website of Stock Exchange(s).

(2) The above format needs to disclose name of all holders holding more than 1% of total number of shares

(3) W.r.t. the information pertaining to Depository Receipts, the same may be disclosed in the respective columns to the extent information available and the balance to be disclosed as held by custodian.

CDSL :30/06/2017



# Gujarat Raffia Industries Limited

## Table IV - Statement showing shareholding pattern of the Non Promoter- Non Public shareholder

Category & Name of the shareholders	PAN	Nos. of shareholders	No. of fully paid up equity shares held	Partly paid-up equity shares held	No. of shares underlying Depository Receipts	Total shares held	Shareholding % calculated as per SCRR, 1957 As a % of (A+B+C 2)	Number of Voting Rights held in each class of securities				Shares Underlying Outstanding convertible securities (including	Idling, as a % assuming full conversion of convertible securities ( as a percent	Number of Locked in shares		Number of Shares pledged or otherwise encumbered		Number of equity shares held in dematerialised form
								No of Voting Rights			Total as a % of (A+B +C)			No.	As a % of total Shares held(b )	No. (a)	As a % of total Shares held(b)	
								Class eg: X	Class eg: y	Total								
(I)	(II)	(III)	(IV)	(V)	(VI)	(VII)	(VIII) As	(IX)				(X)	(XI)=	(XII)		(XIII)		(XIV)
1 Custodian/DR Holder		0	0	0	0	0	0.0000	0	0	0	0.0000	0	0.0000	0	0.0000	NA	NA	0
2 Employee Benefit Trust (under SEBI (Share based Employee Benefit) Regulations, 2014)		0	0	0	0	0	0.0000	0	0	0	0.0000	0	0.0000	0	0.0000	NA	NA	0
Total Non-Promoter-Non Public Shareholding (C)= (C)(1)+(C)(2)		0	0	0	0	0	0.0000	0	0	0	0.0000	0	0.0000	0	0.0000	NA	NA	0

(1) PAN would not be displayed on website of Stock Exchange(s).

(2) The above format needs to disclose name of all holders holding more than 1% of total number of shares

(3) W.r.t. the information pertaining to Depository Receipts, the same may be disclosed in the respective columns to the extent information

GENERATED ON :03/07/2017

